

UUFD Congregational Survey Overview 2023

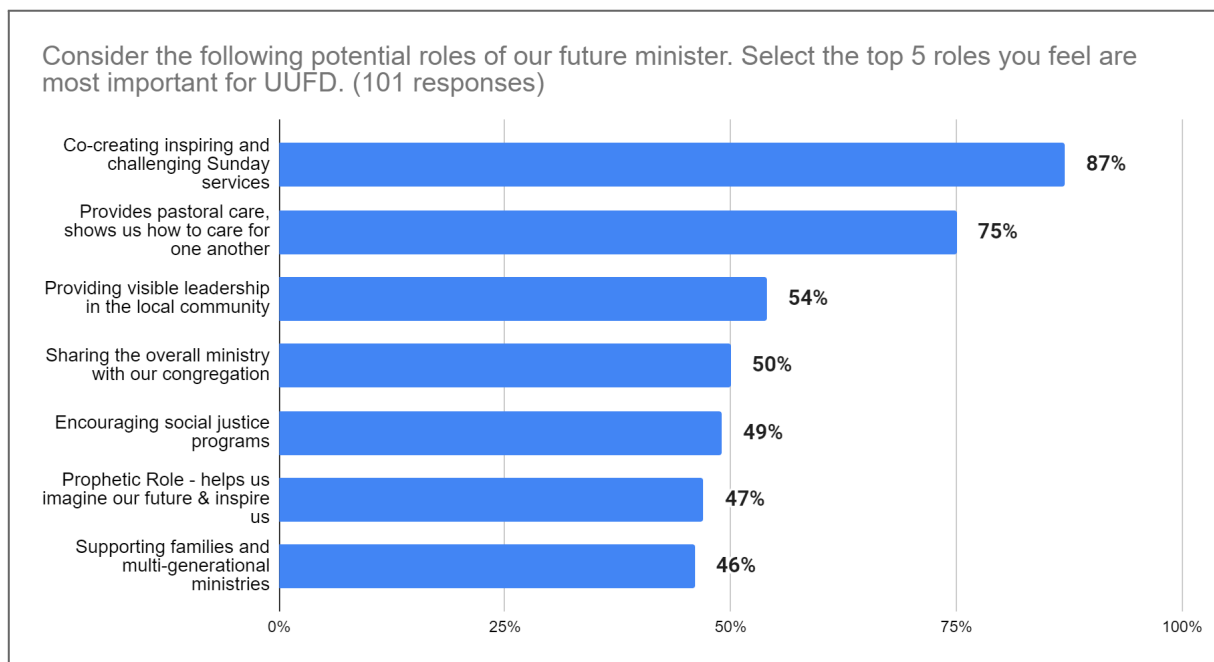
The survey ran for three weeks in late August and early September. There were 102 respondents. 89% of respondents are Members, 9% Friends and the rest Staff. There are currently 142 Members and 56 Friends.

Individual responses will be kept completely confidential. Answers cannot be linked to participants.

Note: List responses are in order of frequency from highest to lowest.

Favorite things about UUFD:

1. The People, Relationships, Friendship/Community, Welcoming/Inclusion
2. Spiritual Exploration and Intellectual stimulation, Worship Services
3. Social Justice, Community Engagement
4. Faith Formation Programs, Affinity Groups, Multigenerational Relationships
5. The Music, Choir

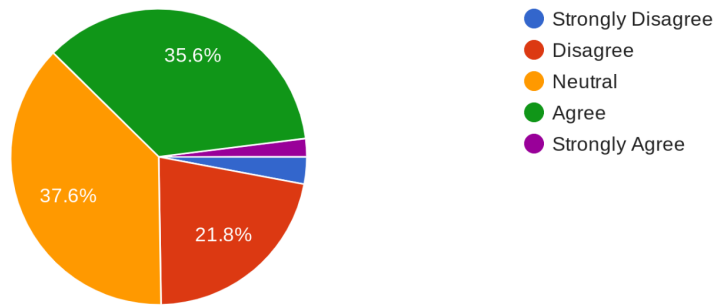


Respondents were asked to finish this sentence, "It could become **contentious** if the new minister tried to **change...**" and 82 people responded to this question.

1. **Changing too much, too quickly**, and without first seeking to understand or communicate or manage change.
2. **Joys & sorrows**
3. The third most frequent response focused on **shared ministry** and lay leader roles. UUFD's tradition of strong **lay leadership**.
4. Respondents also cautioned against changing **values** (such as our mission, principles, or theological approach).
5. Respondents called out a caution that the congregation may **not be open** to change.

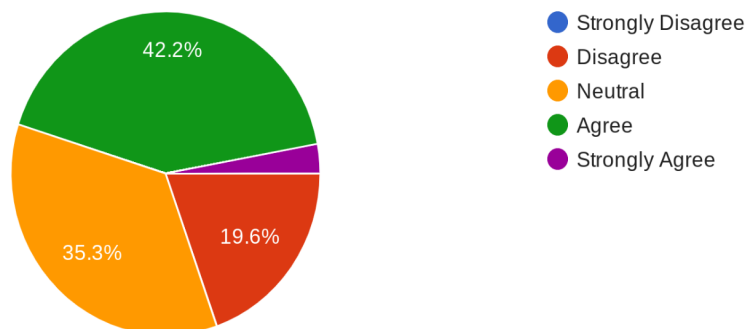
We do a good job of having difficult conversations and staying in relationship.

101 responses



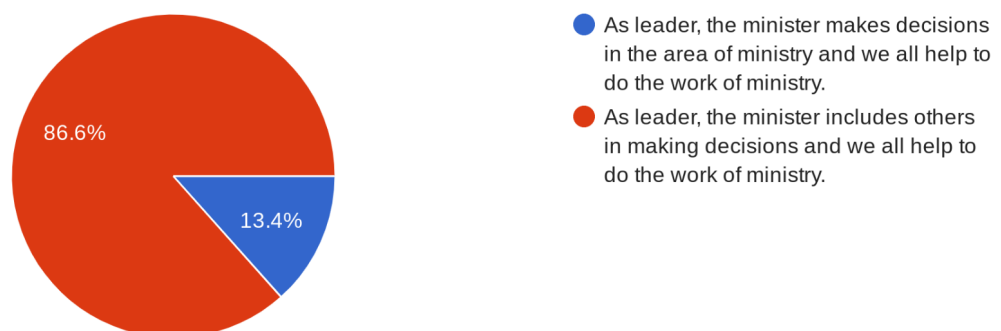
This congregation is generally open to change.

102 responses



Which of the following is more like your understanding of what Shared Ministry means?

97 responses



Asked, “**Why** should the future **minister consider joining** the next chapter of our journey?”, 83 congregants answered, resulting in the top answer categories:

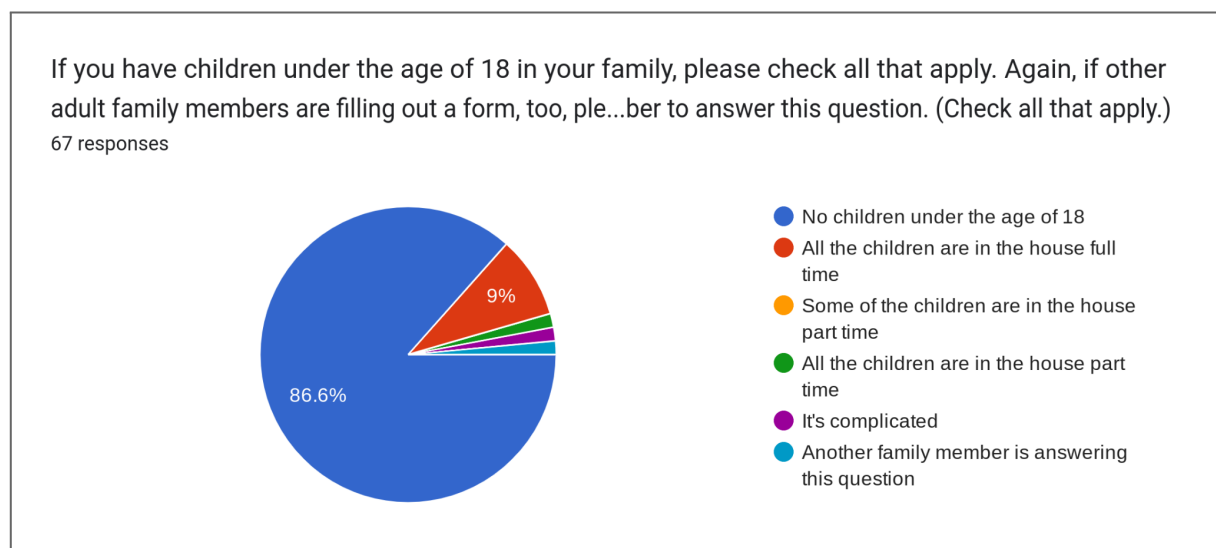
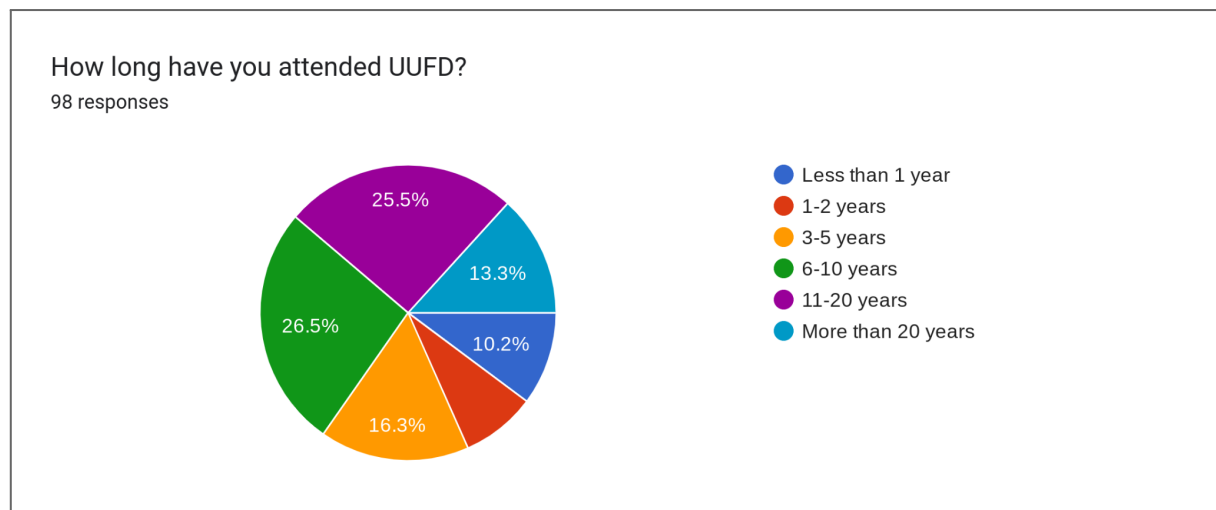
1. **Committed community**, comprised of dedicated, hard working individuals

2. **Potential for growth and healing**, an eagerness to grow, experience new horizons, and heal the congregational culture
3. **Social justice** orientation, with active involvement to contribute to the larger community
4. **Interesting community**, with fun, open, and welcoming people
5. **Durango/Four Corners**, as a location and community, has much to offer, including outdoor activities and natural beauty

Racial diversity is lacking with 94% identifying as White, 2% Latinx and 2% Multiracial.

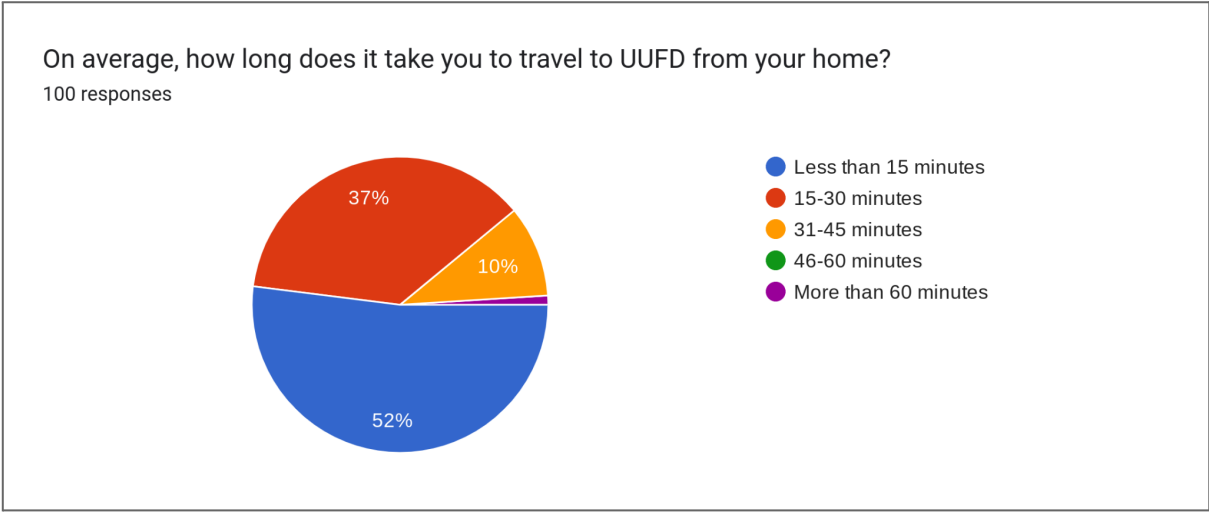
Age representation is not equally balanced with only 4% of respondents under age 40, 12% 40-60 years old and 62% over 70 years.

Sexual Orientation has some diversity with 1% Asexual, 2% Gay, 4% Pansexual (sexually or romantically attracted to people regardless of their sex or gender), 6% Bisexual and 83% Heterosexual.



Annual household income varied, with 24% of respondents earning less than \$50,000 per year, compared to nearly double (44%) earning more than \$100,000 per year.

Current employment status: 70% of respondents are retired, 16% working full time and 9% working part time.



If you would like any additional information about the results of the Congregational Survey, contact lisa.mccorrey@gmail.com.